



2021-2022

Field Trip Guide



An educator's field trip resource guide.

Burritt on the Mountain's educational programs provide a variety of quality education experiences that meet national and state standards for social studies, environmental education, science, math, language arts, and the creative arts.

www.burrittonthemountain.com

Field trips can be arranged for your group of 12 or more, Tuesday through Friday of each week by making reservations at least two weeks in advance. Choose one of our themed field trips or work with Burritt educators to create a custom-designed field trip for your class. Typically, the timeframe required for these tours is one and a half to two hours, but schedules vary based upon the size of your group and the activities selected. Look for the length of the themed programs to be noted if the time exceeds 2 hours. Prices vary from \$10.00 to \$16.00, and do not include tax. Due to generous donations from our community, limited funding is available for full or partial scholarships for Title 1 schools. Please inquire.

Pre K- Lower Elementary

Program presentations will be adjusted based on grade level.

Burritt's Barnyard Buddies

Come explore the barnyard and greet the animals that would have lived on 1800s farms in North Alabama. Discover why farmers had animals like these and meet some of Burritt's resident "Barnyard Buddies." Complete an animal-themed craft as a souvenir of your visit.

Community-Past and Present

Visit our Historic Park and see how people lived in this region over 100 years ago. Play with traditional toys, learn about food and lifestyle of the 1800s and make a craft from the past.

Kids of 1819 (Grades K-3)

Enjoy this sampler of what life, work, and play were for kids at the time of Alabama's founding. Students get a chance to learn firsthand about what their day would have been like if they had been born 200 years ago –at home, on the farm, at school, and when playing.

'Tis the Season (Selected dates in November and December)

Join us with wondering eyes and cheerful giggles as you play games and hear a traditional story. Decorate cookies just like great-grandma did and design your very own card to share. Make an ornament to deck the hall at your home.

The dates offered are Nov. 16, 17, 18, 19, 23, 30 and Dec. 1, 7, 14, 15, 16 and 17

Be sure to check our list of A La Carte activities that you can choose from to create a custom-designed field trip for your class. This list is full of hands-on activities suitable for lower elementary students.



Festival Field Trips

Have your students join us for a full day of educational activities. With Burritt's decades of experience hosting festivals, your trip will be informative, organized, and FUN!

Folk Festival – Friday, November 5th 9:00-1:30

On Friday, November 5, Burritt hosts guest interpreters presenting folklife of our region. Experience a variety of traditional skills and crafts including blacksmithing, flint knapping, fiber arts, open hearth cooking and many more. Plan to join us from 9:00 -1:30 as your students learn about music, arts, crafts, and skills of Appalachia. (Reservations required. \$10.00 per person).

Spring Farm Days – Friday, April 1st 9:00-1:30

Burritt's Spring Farm Days on Friday, April 1, 2022 from 9:00 am – 1:30 pm, is an exciting time to visit our barnyard animals, experience the historic skills and chores of our ancestors, and learn about life on the farm. Hands-on experience doing some of the old-fashioned chores, such as butter churning and mattress stuffing, is always a favorite. This day is full of fun and learning. (Reservations required. \$10.00 per person).

Opera on the Mountain: Presented by Opera Huntsville -Tuesday, May 10th 10:00-12:30

Your class (Pre-kindergarten through 5th grade) can be introduced to opera thanks to this delightful performance of Jack & the Beanstalk presented by Opera Huntsville on Tuesday, May 10 at 10:00am. The show tells the story of Jack and his mother and teaches an important life lesson.

Living in poverty with his mother, Jack sells the family cow to a mysterious dustman for a handful of beans. When he returns home and shows his mom the scrawny seeds, she throws them out a window in despair. The beans, of course, take root, and in the moonlight a magical stalk grows to the sky. Discovering the beanstalk and climbing it, Jack finds himself in the castle of a very large oaf and his kindly, haggard wife. Learning that this giant has taken his father's golden hen, Jack, with the help of the Giant's wife, stealthily takes it back. The Giant, in pursuit of Jack, receives a bump on the head after falling from the beanstalk, causing him to forget he's supposed to be "bad." Realizing all the trouble he's caused, the Giant resolves to behave well, agreeing that consideration for others requires people large and small to treat other people as they would want to be treated.

Students will enjoy the show, learn about opera, and create a souvenir craft to take home. They will also tour Burritt's historic park and barnyard where they will see what life on the farm would have been like for Jack. Plan to stay and picnic on the lawn. (Reservations required. \$10.00 per person)



To request a field trip
visit us online...
burrittonthemountain.com

OR contact:
Alice Kirsch
256-512-0148
alice.kirsch@huntsvilleal.gov

A La Carte

Experience the life of the 1800s and/or explore our natural world. Design your own field trip by selecting three activities for your class to learn about skills, housing, farm animals and more. School groups larger than three classes should select as many activities as they have classes (e.g., a school group with five classes should select five activities). Each a la carte activity takes approximately 30 minutes.

All activities will be adapted to meet the educational standards and developmental guidelines for the students' age and grade. Activities that are limited to specific grades are noted.

Butter Churning

Churning butter was a common 1800s task. Learn the history and the science behind this skill as students make butter themselves.

Pantry or Pharmacy?

The 1800s herb garden not only provided the seasonings for the settlers' food but also the medicine to treat their illnesses and injuries. Learn about the uses of different herbs while exploring our herb garden.

Toys and Games

Pioneer children had many chores to do, but they also enjoyed time to play. Students learn about a variety of 1800s games and toys and play a game themselves.

Corn Shuck Toys (3rd Grade and above)

Learn about the importance of corn as a staple crop as well as its many varied uses. Then, make a corn shuck doll or other corn shuck toy of your very own to take home as a souvenir.

Amazing Arachnids

Learn about different types of arachnids. Which ones are really scary and which ones are our friends? Make a souvenir spider craft to take home.

Cotton as King

Learn about the importance of cotton to the 1800s South, how it was processed and how it was used. Experience carding cotton and run a "cotton-pickin'" relay race.

Barnyard Tour

Visit our barnyard to meet the animals that were typically kept on a 1800s farm. Find out why farmers kept these animals and how they helped the settlers to survive.

Buffalo Soldiers

Who were the Buffalo Soldiers? How did they get their name? Where did these soldiers serve throughout the world? These are a few of the many questions that will be answered during this informative lecture about an important part of African American History.

Mansion Tour (3rd Grade and above)

Visit Dr. Burritt's mansion. Learn about its unusual architecture and its many "green" features. Complete your visit with a challenging scavenger hunt.

Chores (K – 2nd Grade)

Students are often amazed at the chores children of the 1800s did. Your students will experience beating rugs, scrubbing laundry, and sweeping floors as they imagine growing up in one of our historic houses.

Role of the Railroads (1st – 3rd Grade)

Did you know that the first railroad west of the Appalachians was in Alabama? Learn about the development of the railroads and the role they played. Then play on our train themed playground as you pretend to travel by train in the 1800s.



A La Carte...Continued

Woodworking (2nd grade and above)

What did our ancestors make using wood? See a demonstration of how to use a drawknife to shape a piece of wood and learn about some of the other tools our ancestors used when turning wood into useful items.

How Does Our Garden Grow?

Visit our garden to learn about the plant life cycle and about urban wildlife that might visit a garden.

Panning for Riches (April through October)

Experience panning for gems and minerals at our sluice. Discover the little known history of the Alabama gold rush.

This for That

During the 1800s, goods and services were often bartered rather than being bought and sold. Student groups will be bartering so they can get enough imaginary food for the day. They will need to obtain food from all the food groups as they barter and trade.

What's for Dinner?

Find out about the types of food that settlers ate and how it was preserved and prepared. Learn about standard and non-standard measurement and help prepare spices and ingredients for a favorite receipt (recipe).

Punch It! (2nd grade and above)

Settlers often decorated tin lanterns and other objects with patterns that were punched into the metal. Learn about this functional folk art along with the art of paper punch used to make decorative items. Students will make their own paper punch decoration to take home as a souvenir.

Historic Park Tour (2nd grade and above)

Visit the homes in the Historic Park to learn about different styles of architecture and the families that lived in the homes, as well as seeing some of the items they used in their daily lives. Do you know what a courting candle is? Can you spot the bathtub?

Sheep to Shawl

Making a wool scarf took more than a year in the 1800s. Learn what was involved - from raising the sheep to knitting the scarf. Students will card wool and view a spinning demonstration.

Birds, Bugs, and Banners

What makes a symbol? What are the plants, animals, and even rocks that we associate with our state? Students will discover Alabama's state symbols, hear our state song, and work together to design a "seal" for their class.



Upper Elementary – High School

Program presentations will be adjusted based on grade level.

Wild Wonderful World of Animals (Grades 2 – 6)

Burritt offers animal studies including domesticated, wildlife, and urban wildlife. Explore the differences and similarities between these types of animals. You will have the opportunity to visit the habitat of a variety of animals as you hike the trails and travel through the barnyard. Learn and have fun as you play the food chain game.

How in the World? (3rd Grade and above)

How did the people of the past get to North America? Where did they come from? Learn about orienteering, cardinal directions and mapping as you trek across Burritt. You will participate in a treasure hunt as you use the compass to navigate through the park. Also learn how we navigate today using GPS to find a geocache.



Technology: Inventions and Innovations of the Past and Present

Explore the technology and inventions of the past. Students will see demonstrations and have hands-on experience using early technology. See how these technologies made life easier for our ancestors. Students will also work in teams on a design and engineering challenge.


Technology of the Past - Choose two of the following activities:

- Spinning: learn how wool is processed, from shearing the sheep to making a cloth item. Help prepare the wool for spinning as you card it. See a demonstration of how wool is spun into thread or yarn.
- Blacksmithing: learn about the many items a blacksmith would have made in the 1800s and the tools that he would have used. Watch as our blacksmith heats and hammers iron into a useful item like a nail or “S” hook.
- Churning Butter: butter was an essential food for the settlers in 1800s Alabama. Learn the science and history behind making butter and the tools we use to make it. Try your hand at churning butter and watch as butter “makes.”
- Using Farm Tools and Equipment: learn how corn, the most important food crop for southern settlers, was shelled and ground into meal. If time allows, learn about additional farm equipment and tools such as plows and row planters.
- Woodworking: see a demonstration of using a draw knife to shape a piece of wood and learn about some of the other tools our ancestors used when turning wood into useful items.



Engineering and Design - Select one of the following activities:

- Egg-o-nauts: use the materials provided to build a containment system to protect your egg-o-naut (raw egg passenger) as it is dropped from a height. Which team of students will have the most successful design?
- Marshmallow Bridges: think like a real civil engineer. Use your imagination to build a bridge with ease. Test your design without having to glue all the tooth picks together. Each team's design will be tested to see whose bridge can hold the most weight.



Letterboxing and Geocaching (3rd Grade and above)

Letterboxing is an amazing game that was played in 19th century England and now is enjoyed all over the world. Learn the history of letterboxing, and then go on an adventure in the Burritt historic park as you hunt for clues that lead you to your prize. You will need to use logic and facts to figure out these clues, so come prepared to “reason” your way through the park. Students will make a logbook to use while letterboxing. They will also be introduced to geocaching, a modern “treasure hunt” that closely resembles letterboxing but uses modern technology.

Native Americans of North Alabama

Learn about the Native Americans who lived in North Alabama during the early 1800s – what tribes lived in our area, what their lifestyle was like, when they were removed from their lands, and why. Experience the Trail of Tears interactive timeline to learn about the journey Native Americans were forced to endure as they relocated to the west. Celebrate their culture as you learn to write using Sequoyah’s Cherokee syllabary and make a Native American craft.

Dr. Burritt and His Green Home

Dr. Burritt’s home has many features that were unique in his day. The straw bale insulation he used is only one of the many “green” features of this building. Follow a scavenger hunt through Dr. Burritt’s fascinating mansion to learn about its unusual shape and the materials he used to build this one of kind house. Include a tour of the Historic Park to see how settlers designed structures to take advantage of solar heat, wind power and natural resources.

The Underground Railroad


The Underground Railroad had no tracks or train cars, but it moved thousands of enslaved people from the South to freedom. Learn who traveled on the Underground Railroad and where they went. Follow the clues from one “safe” house to the next as your group travels to freedom. Learn each traveler’s fate at the end of your journey. Also, enjoy the music from this time as you create a souvenir craft.

“Votes for Women!”

Explore the journey to women’s suffrage. Students will hear a grade-appropriate overview of our country’s government, how elections work, and the development of voting rights. Create a craft that uses the suffragists’ strategies to give their cause a voice, and put it all together with an interactive enactment of an election after the 19th Amendment was passed.

Slaves to Soldiers

African American involvement in American military operations during the 19th century was significant and essential. In this 3-part field trip students will learn about the history of the Buffalo Soldiers including the progression beginning as a slave, as a Civil War soldier, as a Buffalo Soldier, and as one of the first Park Rangers. We will discuss African American contributions to the Civil War, Westward Expansion, and the Spanish-American War. We will also interactively learn about the medical practices of the time period for the soldiers, and what and how these soldiers were fed during their military service.



1918 School Programs

These programs include time in the Dorothy Davidson Rosenwald Schoolhouse and are scheduled from 9:00am to 1:30pm. The base price for these programs is \$14.00. If you select basket weaving as the vocational lesson for the School Day Experience, there is an additional \$2.00 supply fee per student.

School Day Experience (4th and 5th grades; 9:00 -1:30)

This exciting program allows students to experience a day in the life of a 1918 Rosenwald school. Fourth and Fifth graders will be transformed into 1918 students as they are outfitted in era-appropriate clothes, repack their lunches in baskets and pails, say the era-appropriate Pledge of Allegiance and study reading, writing, and arithmetic. Students also get to experience writing with a nib pen and ink, doing their lessons on slates, learning a vocational training lesson, and playing games of the time period during recess. Teachers select either basket weaving (additional \$2.00 supply charge per student applies) or gardening and plants as the vocational training topic for their class. Visiting teachers will receive before and after lesson plans to further their students' educational experience. This field trip is limited to a maximum of 64 students per day.

A Child's Life in 1918 (3rd - 5th grades; 9:00 -1:30)

This active field trip offers students a glimpse of children's lives in North Alabama in 1918 through a variety of tours and activities. Students spend half their day exploring our Historic Park and half their day in our Rosenwald Schoolhouse. In the Historic Park, students learn about chores and leisure activities of early 20th century farmers. In the schoolhouse, students experience education of the past through grade-appropriate lessons in reading, arithmetic, spelling, and either penmanship or a craft. Suitable for up to 124 students per day divided into up to four classes.

Curator's Challenge Workshop (6th Grade and above; 9:00 -1:30)

Become a curator! Students will tackle the challenge of curating and writing their own brief exhibit focused on social, political and military events of World War I. Through brief full-class lessons, students will learn how to analyze objects, images, and numerical data like a historian before analyzing their own sets of primary source documents, images, data sets, and objects. Students will work in small teams to discuss, write, and craft their small exhibits before sharing with their classmates. Will your students rise to the challenge?



Outreach Education Programs

If you can't come to Burritt, we'll come to you - either in person or virtually.

Burritt can bring some of our most popular themes and artifacts right into your classroom to provide an exciting, interactive learning experience for your students! Please select from the topics listed below to create a unique outreach program tailored to your students' educational needs and interests.

The fee for this visit is \$125.00 for the first hour and \$50 for each additional hour up to the maximum charge of \$375.00 for the entire school day. An additional fee applies for more than two presenters and for visits outside of Madison County. Prices do not include tax. For additional information, contact 256-512-0148 or alice.kirsch@huntsvilleal.gov. If you are a Title 1 school, please be sure to ask about discounted rates that are possible due to the generous support of our community.

Butter Churning

(K-5th grade; approximately 30 minutes)

Churning butter was a common 1800s task. Learn the history and the science behind this skill as students make butter themselves.

Sheep to Shawl

(2nd grade and above; approximately 30 minutes)

Making a wool scarf took more than a year in the 1800s. Learn what was involved - from raising the sheep to knitting the scarf. Students will learn about how the wool was prepared, what it means to card wool, and view a spinning demonstration.

Toys and Games

(K-5th grade; approximately 30 minutes)

Pioneer children had many chores to do, but they also enjoyed time to play. Students learn about how children spent their days in times past, as well as seeing a variety of 1800s games and toys. Then, students enjoy playing a game themselves.

Rubber Stamping

(K-8th grade; approximately 30 minutes)

Where does rubber come from? How is it used? When did rubber stamps become popular and who sold them? Learn the history of this important resource and enjoy making delightful cards using rubber stamps just as they did in the late 1800s.

Punch It!

(2nd grade and above; approximately 30 minutes)

Settlers often decorated tin lanterns and other tin objects with patterns that were punched into the metal. Learn about this functional folk art along with the art of paper punch used to make decorative items. Students will make their own paper punch decoration to take home as a souvenir.

Pantry or Pharmacy?

(3rd grade and above; approximately 30 minutes)

The 1800s herb garden not only provided the seasonings for the settlers' food but also the medicine to treat their illnesses and injuries. Learn about the uses of different herbs as you see and smell samples from the Burritt herb garden.

Native Americans of North Alabama

(2nd grade and above; approximately 60 minutes)

Learn about the Native Americans who lived in North Alabama during the early 1800s – what tribes lived in our area, what their lifestyle was like, and when they were removed from their lands and why. Explore Native American culture as you view a selection of artifacts including a collection of Cherokee masks. Students will then make a mask of their own.

Corn Shuck Toys

(3rd grade and above; approximately 30 minutes)

Learn how settlers depended on corn as a staple crop and the many ways that corn is used. Students will enjoy making a toy from corn shucks just as children did in the 1800s. Teachers choose to have their class make corn shuck dolls or a Native American toy called a jack rabbit hit. (Hint: For a more enjoyable learning experience, we suggest teachers work with their students prior to our visit to learn how to tie knots).

Birds, Bugs, and Banners

(K-5th grade; approximately 30 minutes)

What makes a symbol? What are the plants, animals, and even rocks that we associate with our state? Students will discover Alabama's state symbols, hear our state song, and work together to design a "seal" for their class.

Amazing Arachnids

(K-5th grade; approximately 30 minutes)

Learn about different types of arachnids. Which ones are really scary and which ones are our friends? Each student makes a souvenir spider craft of their very own.

Slaves to Soldiers

(4th Grade and above; approximately 60 minutes)

African American involvement in American military operations during the 19th century was significant and essential. In this 4-part field trip students will learn about the history of the Buffalo Soldiers including the progression beginning as a slave, as a Civil War soldier, as a Buffalo Soldier, and as one of the first Park Rangers. They will also interactively learn about the medical practices of the time period for the soldiers, what and how these soldiers were fed during their military service, and where these soldiers served.

Interactive Virtual Field Trips

Burritt's education team offers numerous Interactive Virtual Field Trips for your class to experience history, science, the arts and more. These virtual field trips are hosted live by a Burritt educator who will present the lesson at a grade appropriate level and be available for questions. Many of our programs include hands-on activities during the lesson, as well as optional before and after activities. We will send you directions and supply lists as needed for hands-on activities and for activities that you can do before and after the Interactive Virtual Field Trip. The costs of these programs is \$65 for up to 30 children and \$2.00 per child thereafter.

Barnyard Buddies (Lower Elementary)

Meet the animals that would have lived on an 1800s North Alabama farm. Discover why farmers raised these animals and how they cared for them. Create an animal-themed craft to top off this fun lesson. *(Supply list will be sent prior to lesson.)*

Community Past and Present (Elementary)

Students learn how people lived in this region over 150 years ago as they view demonstrations of traditional skills such as spinning and blacksmithing. They get a hands-on experience in making butter and learn about historic food preparation. *(Supply list will be sent prior to lesson.)*

'Tis the Season (Elementary, 11/1 -12/17)

Learn about Christmas traditions in the United States during the 1800s. Watch as we demonstrate hearth cooking of a sweet holiday treat and enjoy a virtual tour of our historic houses decorated for Christmas. Students create a holiday craft under the guidance of a Burritt educator. *(Supply list will be sent prior to lesson.)*

Our Flag, Then and Now

(2nd grade and above)

In this exciting living history program, students will brainstorm what they know about the American flag and Pledge of Allegiance today. They will then go back in time and learn from a historic teacher about the American flag and the Pledge through the eyes of a student in the 1910s. Students will participate in a guided group creative writing exercise as the class creates its own pledge.

Rosenwald Schools

(Upper Elementary, Middle School)

Learn the inspiring story of Julius Rosenwald and Booker T. Washington working together to provide schools for African American children in the South during the era of Jim Crow. Enjoy a virtual tour of our school and experience portions of a traditional school day of 1918. Compare and contrast schools of the early 1900s to our schools of today.

"Corn"ucopia

(Upper Elementary, Middle School)

This program focuses on the many roles of corn today and in the past. Students will learn the history of corn, and discover corn's many food and industrial uses. In addition, students will make their very own corn shuck doll with the help of the presenter. *(Supply list will be sent prior to lesson.)*


Trail of Tears: A History of the Southeastern Indian Removal

(Upper Elementary, Middle School)

Delve into the difficult history of the forced removal of Native Americans from their homes west to Oklahoma. This event, known as the Trail of Tears, covers earlier history of Native-settler relations and the effects of the removal. Native American artifacts will be respectfully displayed and discussed. A guided hands-on activity is available; choose from creating a traditional Cherokee game or a traditional corn shuck toy. *(Supply list will be sent prior to lesson.)*

*"I pledge allegiance
to my Flag
and the Republic
for which it stands,
one nation, indivisible,
with liberty and
justice for all."*

~ Francis Bellamy 1892



Interactive Virtual Field Trips...Continued

Slaves to Soldiers

(Upper Elementary, Middle School)

Discover the history of the Buffalo Soldiers, African American soldiers who fought in segregated units in the late-nineteenth and early-twentieth centuries. Students will learn how these units formed, where they served, and how they overcame many challenges to contribute to our nation's history.

Dr. Burritt: Green Before His Time

(Upper Elementary, Middle School)

Dr. Burritt, a homeopathic physician, was a pioneer of "green" architecture and sustainable living. Students will discuss Dr. Burritt, as a physician and conservationist, and how he incorporated salvaged, recycled and sustainably harvested materials for the construction of his home. (Presented from his mansion).



Helpful Hints for your Trip

- Buses should circle the parking lot and drop students off by the Welcome Center so they disembark on the sidewalk. Then buses may park across the parking lot in the designated area if they choose to stay.
- Pack lunches in a class cooler or box. Plan to unload your lunches to a designated onsite location upon arrival.
- Instruct students to dress appropriately for the weather on the mountain. Sturdy shoes for walking are encouraged. Long socks or pants are needed when hiking the trails. Temperatures are usually several degrees cooler on the mountain.
- Minimum group size is twelve students, or \$120 minimum charge.
- We recommend bringing one parent/adult per every five elementary students unless we notify you of other requirements.
- Classroom teachers, aides and bus drivers are admitted free of charge. Parents and other chaperones pay the same rate as the students.
- For an additional fee of \$4.00 per child, select additional activities or choose to explore the Historic Park, mansion and nature trails on your own. You can always add shopping in Josie's to any visit.
- Cancellations must be made 2 weeks in advance to avoid a 25% charge.
- Cancellations due to severe weather may be made without charge. We will work with you to reschedule events influenced by inclement weather.



www.burrittonthemountain.com